



How do I define an Import Scenario?

This task card demonstrates how to define an Import Scenario, after conducting a search in BICON web to locate a case relating to your goods. An Import Scenario is the process of answering questions, in order to provide you with the specific Import Conditions for your goods.

1. Select a Case

Once you have conducted a search and reviewed the search results, select the required case.

The screenshot shows the 'Import Conditions' web interface. At the top, there are navigation tabs: Search, Import Questions, Import Conditions, Onshore Assessment, and Onshore Outcomes. Below these are search filters: Quick Search (selected), Scientific Name, and Tariff Code. A search box contains the word 'Timber' and a search button. Below the search box, it shows 'Search parameters' (Import Into: Australia, Effective On: 30 November 2020) and an 'Advanced Search' link. The 'Search Results' section shows a message: 'Select an import item that best matches what you want to import to continue the process.' There are two results listed, both for 'Timber and timber products'. The first result is highlighted with a red box and includes a 'Changes' link. The second result is also highlighted with a red box and includes an 'Alerts' link. A 'Matched Term: Timber' is shown at the bottom.

2. Define an Import Scenario

Defining an import scenario is the process of answering questions about the goods you would like to import, after selecting a case. The questions will determine the specific import conditions for your goods.


You can choose to answer one question, some questions or all questions. You can also choose multiple answers to a single question.

TIP: Providing a single answer to each question will produce the most tailored import conditions.

2.1 Via Import Questions


When answering questions to define your import scenario, select the check box(es) required.

Some questions will include:

- Question help - Select the [blue link](#) to view additional information to help you understand the question.
- Answer help – Select  to view additional information that defines or gives context to the answer.

The screenshot shows the 'Import Conditions' web interface with the 'Import Questions' tab selected. A red box highlights the 'Import Questions' tab. Below the navigation tabs, there is a case title: 'Case: Timber and timber products Effective: 26 Nov 2020'. The text below the title says: 'This case contains a number of different import scenarios with associated import conditions. You can refine the import scenarios by answering the questions below. Is the consignment listed as a wooden product? Before answering this question, please refer to the [table of wooden products](#).' There are two radio buttons: 'No' and 'Yes'. A question mark icon in a red box is located at the bottom right of the question area. At the bottom of the interface, there are buttons for 'Previous', 'Exit to find new Case', 'Skip to import conditions', and 'Next'.



You can track which questions you have answered via the **Questions I have answered** table. The  icon indicates questions with answers provided.

Case: Timber and timber products Effective: 26 Nov 2020

Other than listed — Commercial — Other than Canadian Green Sawn Wood Certification Program — Manufactured wooden articles — Standard manufactured wooden article conditions

Import Conditions

Import conditions define the biosecurity requirements which must be met for your import. Where import conditions have been developed, they will be listed below.

Warnings and Information Notices

Goods classified under chapters 44 and 45 that are manufactured in, or exported as sea cargo from the countries below* are subject to seasonal measures. These goods are subject to additional phytosanitary measures if they are shipped between 1 September 2020 and 30 April 2021 (inclusive), and arrive in Australian territory by 31 May 2021. This is in order to manage the risk of brown marmorated stink bug (BMSB) contamination on the import pathway.

Importers will need to consider logistics to meet both the commodity import conditions and import conditions specifically for BMSB management. Importers may wish to meet both the commodity and BMSB treatment requirements with one treatment. To achieve this, importers that choose to treat their commodity offshore with heat, sulfury fluoride, or methyl bromide under the commodity conditions (if available) should ensure that their treatment provider is registered with the department to perform the treatments for BMSB management and that their goods are exported within the specific BMSB management timeframe after treatment.

Please refer to the Seasonal measures for Brown marmorated stink bug (BMSB) [webpage](#).

a. A Department of Agriculture, Water and the Environment import permit is not required.

b. Timber must be free from pests and disease.

To demonstrate compliance with this requirement you must present the following on a [Phytosanitary certificate](#) or [Methyl bromide fumigation certificate](#):

- Evidence that the goods have been fumigated with methyl bromide at a rate of 48 g/m³ for 24 hours at 21 °C and above at normal atmospheric pressure (NAP), or
- Evidence that the goods have been fumigated with methyl bromide at a rate of 56 g/m³ for 24 hours at 16 °C - 20 °C at NAP, or

Case Options

- Stop following this case
- Bookmark Options
- Email current scenario
- Save / Print

Case details

- Overview
- Appendices
- Alerts !
- Changes i
- History

Questions I have answered

Show answers

- Description of product ⊕ ✓
- Personal use ⊕ ✓
- Canadian Green Sawn Wood Certification Program ⊕ ✓
- Description of goods ⊕ ✓
- Method of clearing product ⊕ ✓

2.2 Via Import Scenarios Table

If you have skipped a question or provided multiple answers to a single question you will be presented with the Import Scenarios table. From this table you can view import conditions from a number of scenarios.

Hover over the [See Conditions](#) hyperlink to highlight an import scenario (left to right), then select.

TIP: You can return to the import scenario by selecting the hyperlink at any point.

Case: Timber and timber products Effective: 26 Nov 2020

Define Import Scenario

Because you did not answer or provided multiple answers to some import questions, there are multiple import scenarios that may apply. Please make a selection from the table below to view your import conditions.


Import Scenarios

Wooden products		See Conditions
Other than listed	Non-commercial	See Conditions
	Commercial	See Conditions
	Canadian Green Sawn Wood Certification Program Other than Canadian Green Sawn Wood Certification Program	See Table 2

3. View Import Conditions

Once you have defined your import scenario by completing all the questions or selecting the required pathway on the Import Scenarios table, your import conditions will be presented.

You can change your answers at any time via the [blue link](#) in the **Questions I have answered** table, to browse different import scenarios.

Select  to see the answer you have chosen.

Questions I have answered

Show answers

- Description of product ⊕ ✓
- Personal use** **⊕ ✓**
- Canadian Green Sawn Wood Certification Program ⊕ ✓
- Description of goods ⊕ ✓
- Method of clearing product ⊕ ✓